






CORE Subjects	Lesson and Resources	Notes / Extension Task
ENGLISH	Lesson 1 Rhetoric.pptx Lesson 2 Rhetoric.pptx Lesson 3 Rhetoric.pptx Lesson 4 Rhetoric.pptx Lesson 5 Rhetoric.pptx Lesson 6 Rhetoric.pptx Lesson 7 Rhetoric.pptx	

CORE Subjects	Lesson and Resources	Notes / Extension Task
<p>MATHS</p>	<p><u>Lesson 1</u> Vertically opposite angles Sparx: M163 Follow the links and answer the question 4. Click the tick at the bottom to check your answers. Vertically opposite angles</p>	<p>Sparx - How to Use</p> <p><u>Notes:</u> Where relevant, find the Sparx Task by clicking on Independent Learning:</p>  <p>And then search for the relevant task in the Search bar:</p>  <p>Use the videos for support as you answer the questions.</p> <p><u>Extension Tasks:</u> Complete all Compulsory, Target and XP Boost tasks at 100%</p>
	<p><u>Lesson 2</u> Angles in parallel lines Sparx: M606 Follow this link, watch the video by pressing the red button and answer the questions 1 to 4. Click the tick at the bottom to check your answers. Angles in parallel lines</p>	
	<p><u>Lesson 3</u> Angles in triangles Sparx: M351 Follow this link, watch the video by pressing the red button and answer the questions. Click the tick at the bottom to check your answers. Angles in triangles</p>	

CORE Subjects	Lesson and Resources	Notes / Extension Task
<p>MATHS</p>	<p><u>Lesson 4</u> Angles in quadrilaterals Sparx: M679 Follow this link, watch the video by pressing the red button and answer the questions. Click the tick at the bottom to check your answers. Angles in quadrilaterals</p>	<p>Sparx - How to Use</p> <p><u>Notes:</u> Where relevant, find the Sparx Task by clicking on Independent Learning:</p>  <p>And then search for the relevant task in the Search bar:</p>  <p>Use the videos for support as you answer the questions.</p> <p><u>Extension Tasks:</u> Complete all Compulsory, Target and XP Boost tasks at 100%</p>
	<p><u>Lesson 5</u> Angles Tessellation Follow this link, watch the video by pressing the red button and answer the questions. Click the tick at the bottom to check your answers. Angles tessellations</p>	
	<p><u>Lesson 6</u> Proportion Unitary method Follow the link and click on the play button and watch the video and answer the questions 1 to 9. Click the tick at the bottom to check your answers. Unitary method</p>	
	<p><u>Lesson 7</u> Proportion Best buys Follow the link and click on the play button and watch the video and answer the questions 1 to 3. Click the tick at the bottom to check your answers. Unitary method</p>	

CORE Subjects	Lesson and Resources	Notes / Extension Task
SCIENCE		<p>To access lesson:</p> <ol style="list-style-type: none"> 1. Click on the link > Curriculum - Curriculum (continuityoak.org.uk) 2. Click on KS 3 Science > 3. Select correct topic> 4. Click on lesson number> <p>Select Lesson video/expand screen</p>

Foundation Subject	Lesson and Resources	Notes / Extension Task
<p>ART</p>	<p>Hello students, We have been doing landscapes this term. Today I would like you to copy this landscape, using different textures for different parts, Use your pen or a pencil.</p>  <p>https://anitasagastegui.com/2023/07/12/7th-8th-grade-pen-drawing-techniques-and-landscape-drawing/</p>	<p>If you finish earlier than 1 hr and 15 minutes, take photos of yourself on your phone and do it again!</p> <p>Note: If you are UNSURE at any point, please contact Mrs Palomino with any questions and further guidance.</p>
<p>DRAMA</p>		

Foundation Subject	Lesson and Resources	Notes / Extension Task
<p style="text-align: center;">FRENCH</p>	<p>Here are the topics that we are studying this term:</p> <p>Going out and Staying in</p> <ul style="list-style-type: none"> • Health and Fitness • Describing your routine • How healthy you are • Recommendations and resolutions for healthy living • At the doctors <p>Revise these topics here on BBC Bitesize:</p> <p>Parts of the body Health and fitness Sports and Hobbies Sporting activities in Marseille Hobbies</p> <p>Advanced: at the doctor's</p> <p>Practise the vocabulary from the French page in your Knowledge Organiser.</p>	<p>Notes:</p> <ol style="list-style-type: none"> 1. Watch the video on Bitesize and complete the activities. 2. Make a note of any new words in French and English 3. Write a short paragraph (50 words) about the topic. Use opinions, past tense and future tense. Revise writing it out from memory – ask someone at home to test you if possible! <p>Homework / Extension tasks:</p> <ol style="list-style-type: none"> 1. Active Learn. Go to https://www.pearsonactivelearn.com/app/Home Your username is your Regis School email. Your password is Tr5Reset22 Complete set tasks.

Foundation Subject	Lesson and Resources	Notes / Extension Task
<p>GEOGRAPHY</p>	<p>Follow the links below to watch and complete the Oak National lessons. Ensure you are in a suitable environment to work where you can listen to the teacher recording of the lesson. You will pause and complete all activities and record your work on the worksheet uploaded or in a notebook or on paper.</p> <p>Only complete the amount of lessons you would have missed had you have been in school.</p> <p>Website: https://continuityoak.org.uk/Lessons</p> <p>Summer Term 2: Geography of the Middle East Go to- Geography- Year 7- Unit 6- The Geography of the Middle East</p> <p>L5- What factors have influenced development in Yemen? L6- What strategies can be used to support the development of Yemen</p>	<p>If you have finished all the tasks in the lesson and resources section and wish to continue some more geography work log on to Seneca using your school account.</p> <p>Search for KS3 Geography and work your way through the learning and quizzes for the topic you are currently learning.</p>
<p>HISTORY</p>	<p>Lesson 51: Who were the matchstick girls? https://classroom.thenational.academy/lessons/popular-protest-1850-1900-74wpac</p> <p>Lesson 52: Who were the Whigs in British society? https://classroom.thenational.academy/lessons/the-whig-story-6cwp8r</p> <p>Lesson 53: What was like for a worker in Britain? https://classroom.thenational.academy/lessons/the-workers-story-6mrkec</p>	

Foundation Subject	Lesson and Resources	Notes / Extension Task
MUSIC	Tasks will appear here when available. While they are not available, refer to the Year 8 Knowledge Organiser for tasks or ask your teacher.	
RELIGIOUS STUDIES	Lesson 7 Hajj https://www.thenational.academy/pupils/l/islam-practices-9238/lessons/haji-6cr32d/overview	Notes: Open the link and complete the lesson by following the instructions for each task. Extension task: Create a mindmap based on what you learned in the Oak Academy lesson.

Foundation Subject	Lesson and Resources	Notes / Extension Task
SPANISH	<p>Here are the topics that we are studying this term:</p> <p>Going out and Staying in</p> <ul style="list-style-type: none"> - Health and Fitness - Describing your routine - How healthy you are - Recommendations and resolutions for healthy living - At the doctors - School and Future plans <p>Revise these topics here on BBC Bitesize:</p> <p>Health and Fitness</p> <p>Describing your routine</p> <p>How healthy you are</p> <p>Recommendations and resolutions for healthy living</p> <p>At the doctors</p> <p>School</p> <p>Work and future plans</p>	<p>Notes:</p> <ol style="list-style-type: none"> 1. Watch the video on Bitesize and complete the activities. 2. Make a note of any new words in Spanish and English 3. Write a short paragraph (50 words) about the topic. Use opinions, past tense and future tense. Revise writing it out from memory – ask someone at home to test you if possible! <p>Homework / Extension tasks:</p> <p>Active Learn. Go to https://www.pearsonactivelearn.com/app/Home Your username is your Regis School email. Your password is Tr5Reset22 Complete set tasks.</p>